

D2862

Engine description

Characteristics

- Cylinders and arrangement: 12 cylinders in V arrangement
- Operation mode: 4-stroke diesel engine, watercooled
- Turbocharging: Turbocharger charge air intercooler and waste gate
- Number of valves: 4 valves per cylinder
- Fuel system: Common Rail direct fuel injection with electronic control
- Engine block: High-strength casting with integrated oil and water ducts and replaceable cylinder liners
- Engine lubrication: Closed system with forced feeding, oil cooling and filtering
- Type of cooling: Plate heat exchanger seawater cooled
- Engine control: Electronic injection control (EDC)
Electronic engine monitoring including diagnostic unit
- Fuel: DIN EN 590
- Average TBO: 18,000 operating hours
- Oil change interval: 600 operating hours

D2862

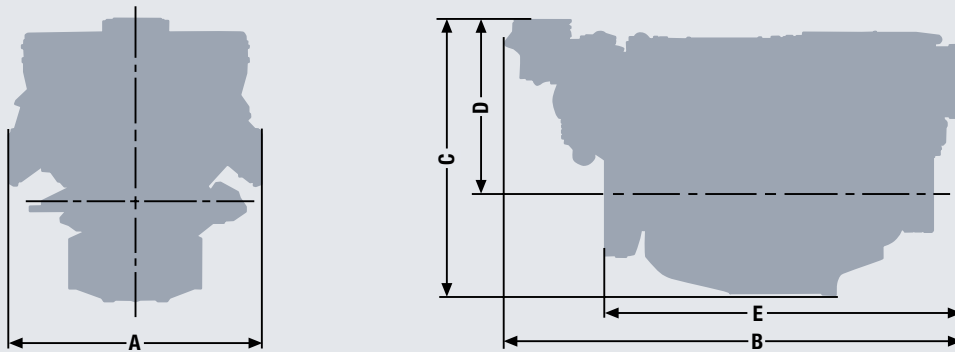
Technical data

Technical features D2862

Type designation		LE 431	LE 434
Displacement	l	24.24	24.24
Nominal rating ¹⁾	kW (hp)	551 (749)	551 (749)
Rated speed	rpm	1,800	1,800
Torque at rated speed	Nm	2,923	2,923
Maximum torque	Nm	3,305	3,305
at speed	rpm	1,000–1,600	1,000–1,600
Specific fuel consumption ²⁾	g/kWh	198	204
Fuel consumption ²⁾	l/h	130	134
Classifiable		✓	✓
Exhaust gas status		IMO Tier 2, RCD 94/25/EC, 97/68/EC	IMO Tier 2, EPA Tier 3, RCD 94/25/EC, 97/68/EC

1) The rating is according to DIN 3046/1

2) Consumption at rated power



Dimensions D2862

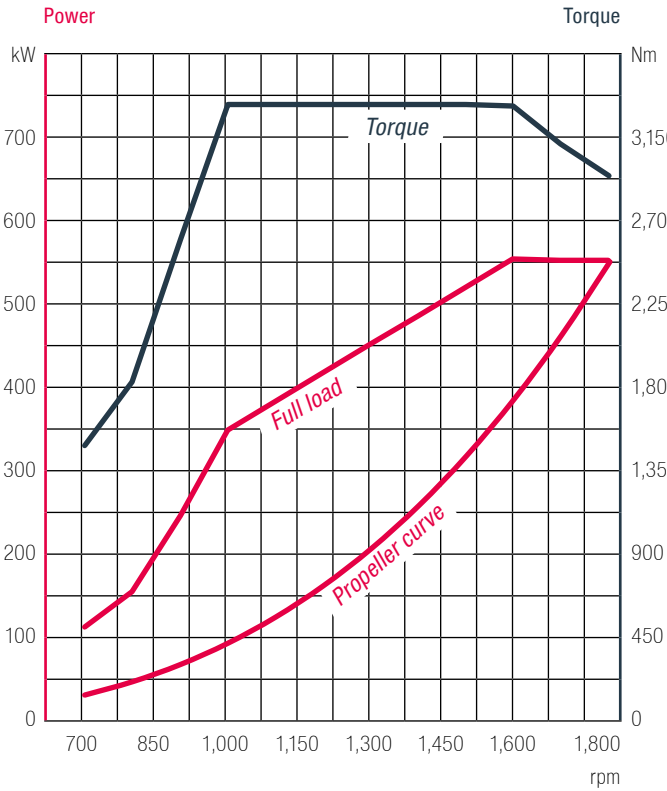
Type designation		LE 431/434
A-Overall width	mm	1,270
B-Overall length	mm	2,230
C-Overall height	mm	1,280
D-Top of engine to crankshaft centre	mm	815
E-Length of engine from front end to edge of flywheel housing	mm	1,614
Average weight of engine ready for installation (dry)	kg	2,270

For detailed examinations of installation dimensions, please order drawings from our factory.

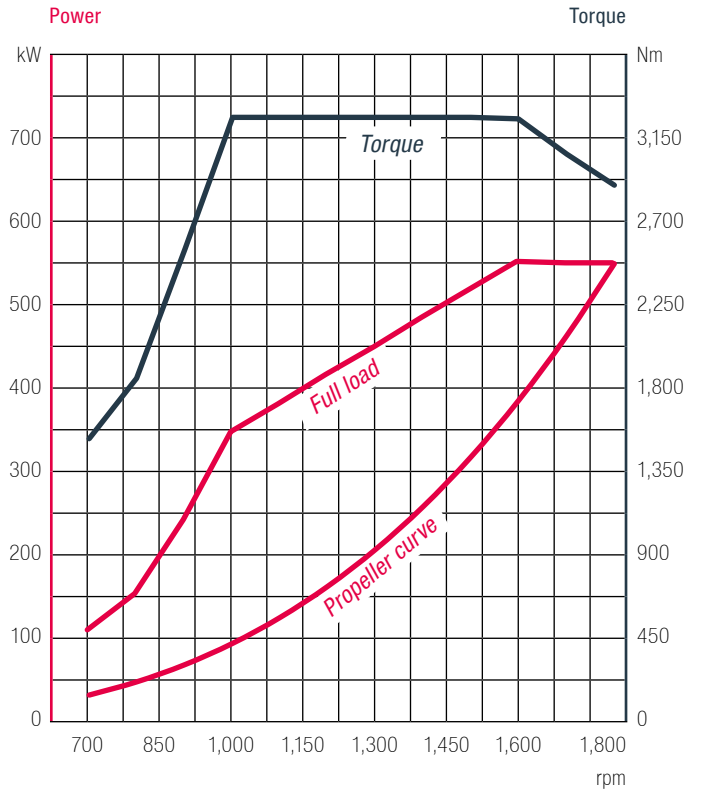
D2862

Power charts

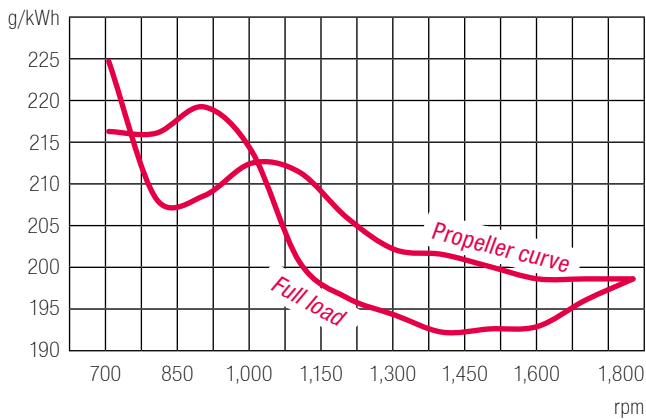
D2862 LE 431



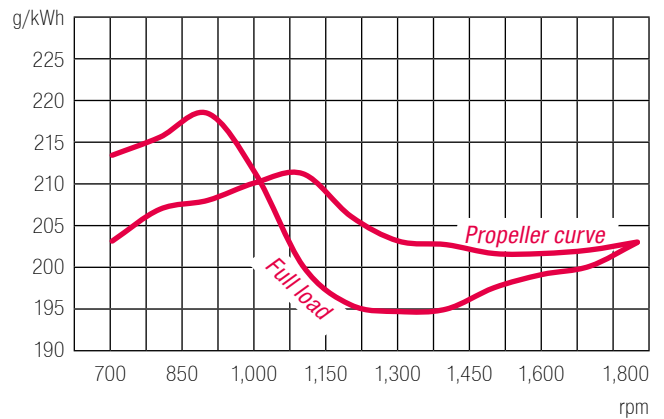
D2862 LE 434



Specific fuel consumption



Specific fuel consumption



D2862

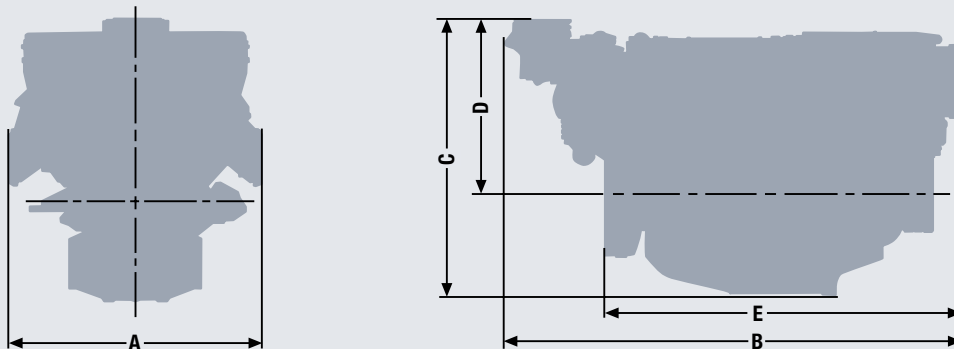
Technical data

Technical features D2862

Type designation		LE 421	LE 424
Displacement	l	24.24	24.24
Nominal rating ¹⁾	kW (hp)	662 (900)	662 (900)
Rated speed	rpm	1,800	1,800
Torque at rated speed	Nm	3,512	3,512
Maximum torque	Nm	3,955	3,950
at speed	rpm	1,000–1,600	1,100–1,600
Specific fuel consumption ²⁾	g/kWh	198	203
Fuel consumption ²⁾	l/h	156	160
Classifiable		✓	✓
Exhaust gas status		IMO Tier 2, RCD 94/25/EC, 97/68/EC	IMO Tier 2, EPA Tier 3, RCD 94/25/EC, 97/68/EC

1) The rating is according to DIN 3046/1

2) Consumption at rated power



Dimensions D2862

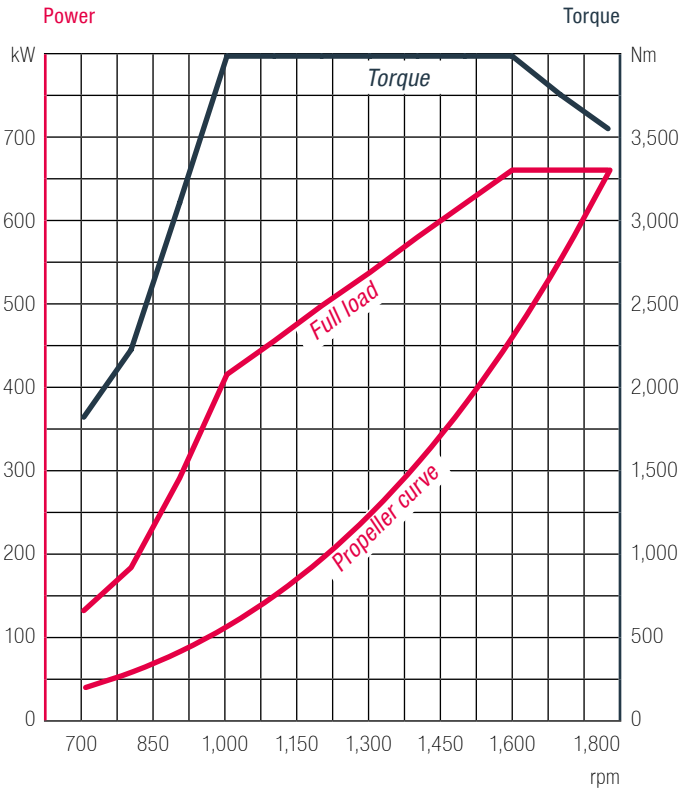
Type designation		LE 421/424
A-Overall width	mm	1,270
B-Overall length	mm	2,230
C-Overall height	mm	1,280
D-Top of engine to crankshaft centre	mm	815
E-Length of engine from front end to edge of flywheel housing	mm	1,614
Average weight of engine ready for installation (dry)	kg	2,270

For detailed examinations of installation dimensions, please order drawings from our factory.

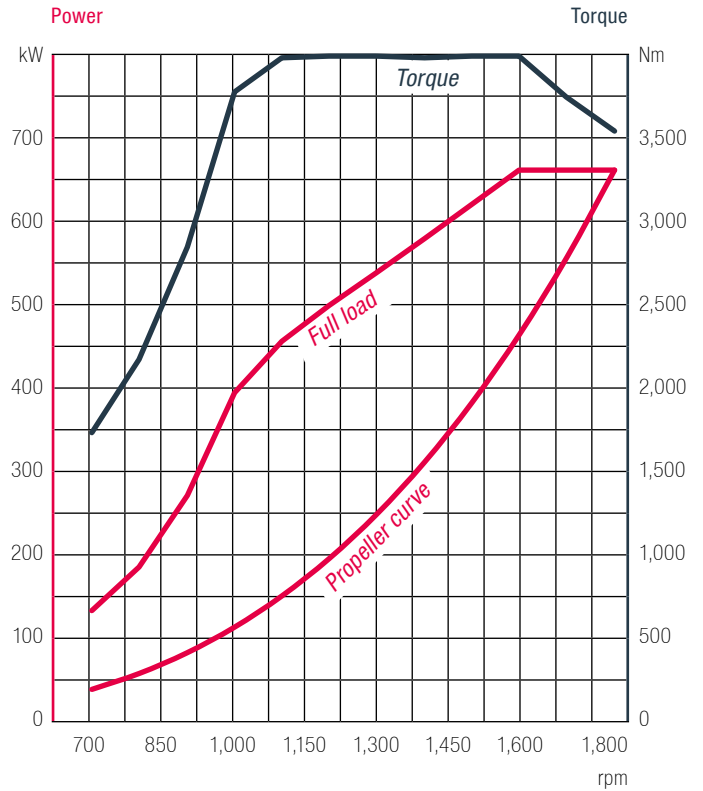
D2862

Power charts

D2862 LE 421

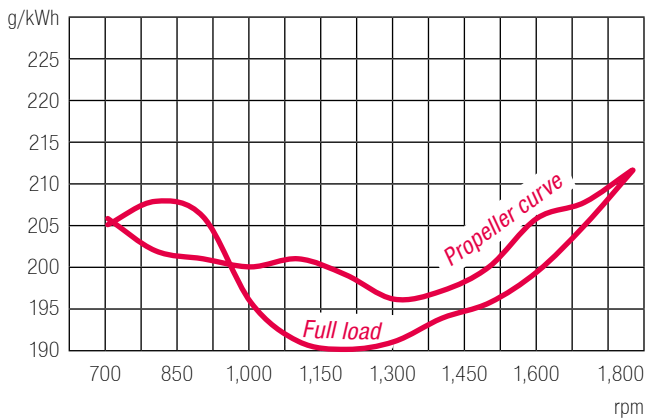


D2862 LE 424

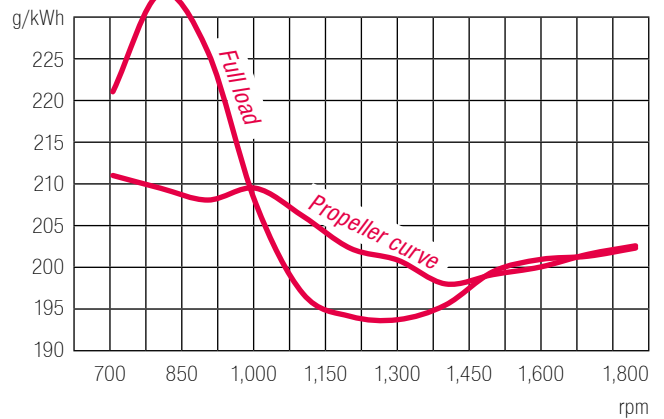


heavy duty

Specific fuel consumption



Specific fuel consumption



D2862

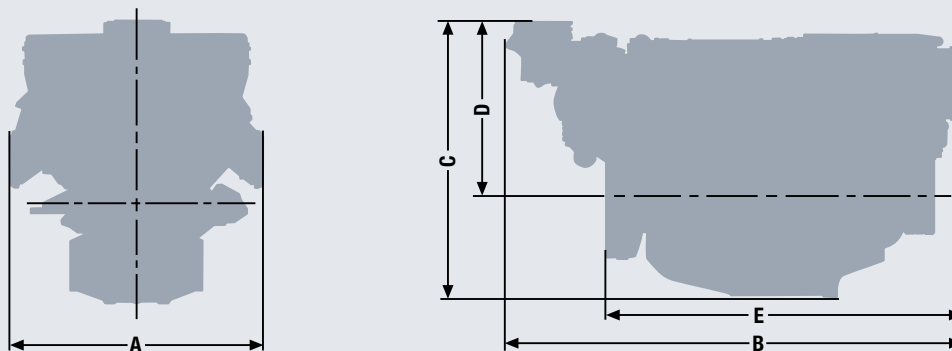
Technical data

Technical features D2862

Type designation		LE 441	LE 444
Displacement	l	24.24	24.24
Nominal rating ¹⁾	kW (hp)	735 (1,000)	735 (1,000)
Rated speed	rpm	1,800	1,800
Torque at rated speed	Nm	3,900	3,900
Maximum torque	Nm	4,380	4,380
at speed	rpm	1,100–1,600	1,100–1,600
Specific fuel consumption ²⁾	g/kWh	200	212
Fuel consumption ²⁾	l/h	175	186
Classifiable		✓	✓
Exhaust gas status		IMO Tier 2, RCD 94/25/EC, 97/68/EC	IMO Tier 2, EPA Tier 3, RCD 94/25/EC, 97/68/EC

1) The rating is according to DIN 3046/1

2) Consumption at rated power



Dimensions D2862

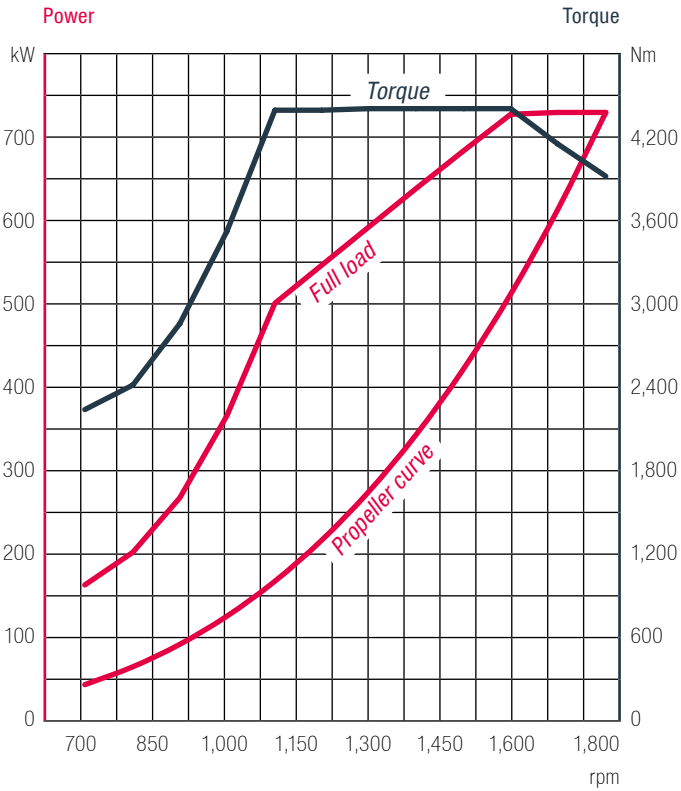
Type designation		LE 441/444
A-Overall width	mm	1,270
B-Overall length	mm	2,230
C-Overall height	mm	1,280
D-Top of engine to crankshaft centre	mm	815
E-Length of engine from front end to edge of flywheel housing	mm	1,614
Average weight of engine ready for installation (dry)	kg	2,270

For detailed examinations of installation dimensions, please order drawings from our factory.

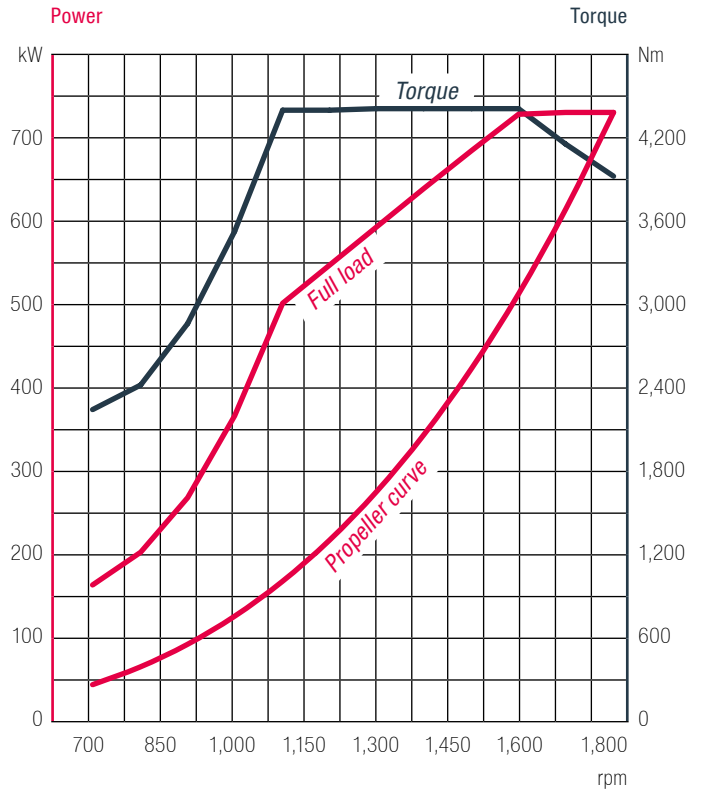
D2862

Power charts

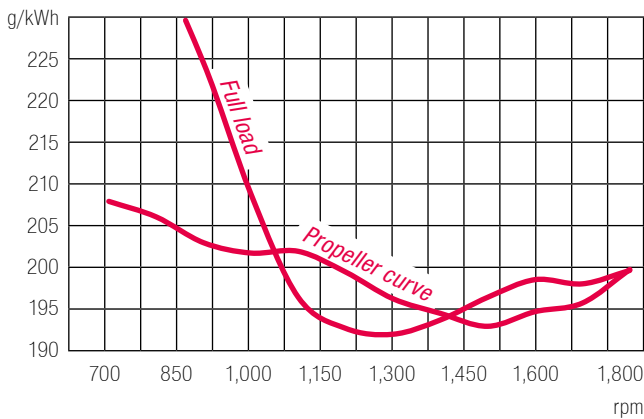
D2862 LE 441



D2862 LE 444



Specific fuel consumption



Specific fuel consumption

